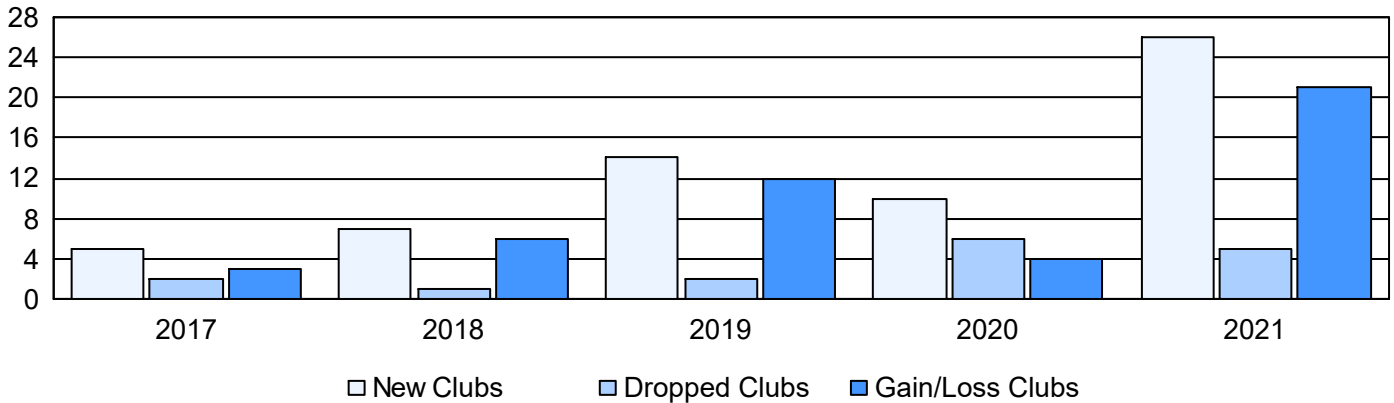
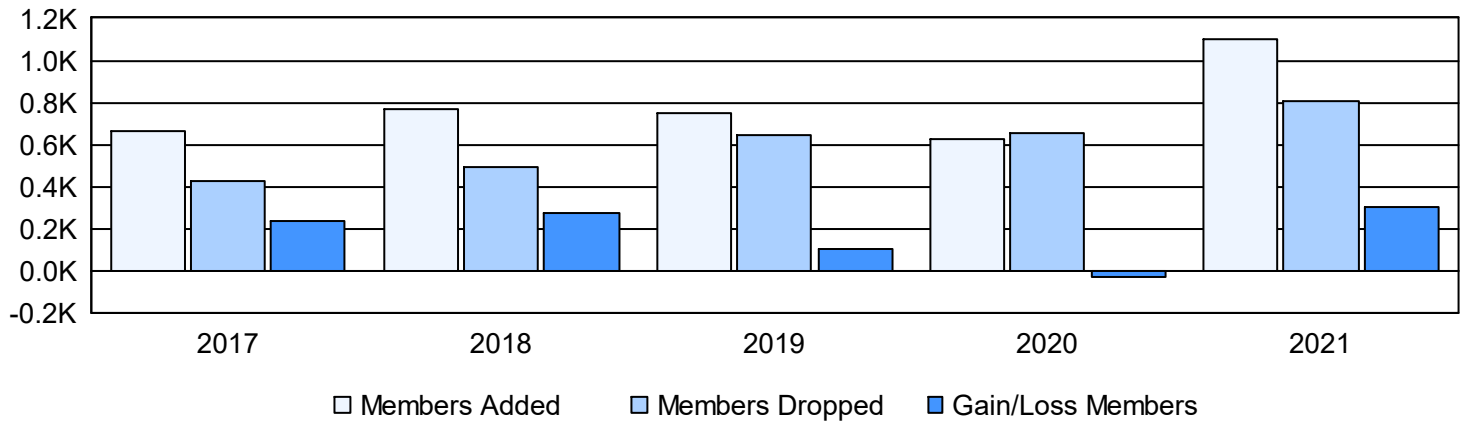


Year	New Clubs	Dropped Clubs	Gain/ Loss Clubs	New Members	Charter Members	Reinstate Members	Transfer Members	Total Member Added	Total Members Dropped	Gain/ Loss Members
2016-2017	5	2	3	494	159	6	2	661	423	238
2017-2018	7	1	6	547	201	19	3	770	495	275
2018-2019	14	2	12	340	369	25	11	745	643	102
2019-2020	10	6	4	347	241	33	7	628	655	-27
2020-2021	26	5	21	508	535	52	6	1,101	801	300
<b>Average</b>	<b>12</b>	<b>3</b>	<b>9</b>	<b>447</b>	<b>301</b>	<b>27</b>	<b>6</b>	<b>781</b>	<b>603</b>	<b>178</b>

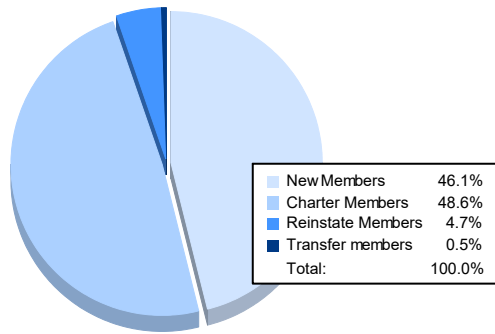
### Clubs



### Members



### Membership Composition June 2021 Cumulative



### Gender Composition June 2021 Cumulative

